

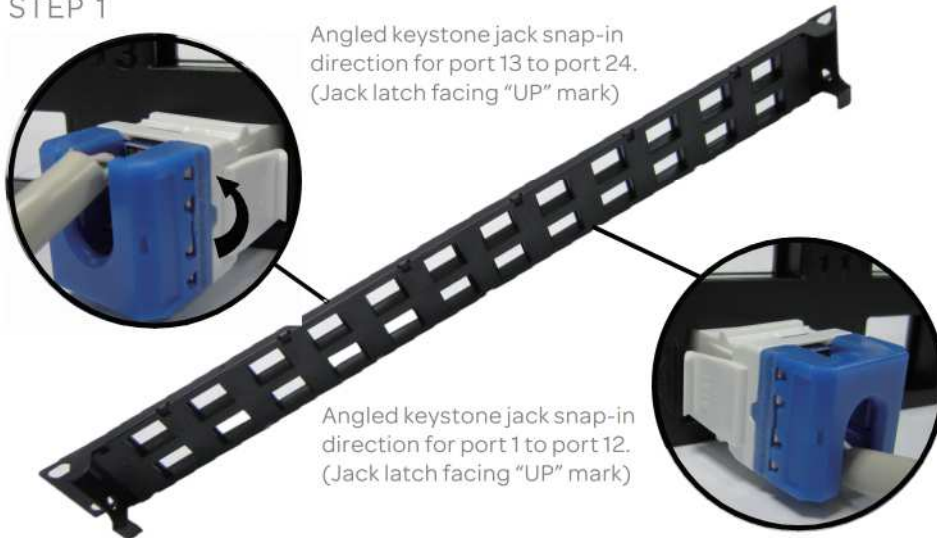
AT&T CopperLine Installation Manual

AT&T CopperLine Panels


Snap-in Blank 24-Port Unshielded Patch Panels for Angled Jacks

AT&T P/N 13U00NV024B-BK1U

STEP 1




STEP 2




Slightly push the side bar of the cable management and insert it into the hole on the side of patch panel to complete the assembly.

STEP 3



Use a cable tie to fix the cable on the cable management.



AT&T Authorized Licensee. AT&T, the AT&T Globe Design and all other AT&T marks contained herein are trademarks of AT&T Intellectual Property and/or AT&T affiliated companies.
Issue 1.1 19/03/2013